



GUJCOT TRADE ASSOCIATION

WEEKLY REPORT 11-Sep-2021

Market Movement from 06th Sep 2021 to 11th Sep 2021

- Not much movement on NY cotton futures during this week. Market was lower on Thursday due to adjusting position before WASDE. Over all NY December closed this week with 52 points weekly loss.
- Bullish numbers of expert sale was ignored by market due to bearish WASDE report.
- In September WASDE, USDA raised US production to 18.51 million bales which is 1.25 million bales higher than previous month report. USDA increased world consumption by 8 lakh bales and increased export by 5 lakh bales. So, ending stock is increased by 1.32 million bales. These numbers looked bearish but market close almost flat.
- In India trend is mix but stable. Gujcot Shankar 6 rate ranged between 55,300 to 55,900 Rs per Candy. Good rainfall during this week all over cotton belt of India. North arrivals may get delayed due to current rainfall.
- C.C.I. was not able to sale any notable quantity. Sowing almost over for cotton with decrease of 5% to 10% in area YoY. But good rain and good weather condition may offset that decrease in area by better yield. From next week hoping for arrival from M.P. and Khandesh, Gujarat arrival will start from October only.
- Hoping for good season.



GUJCOT TRADE ASSOCIATION

WEEKLY REPORT 11-Sep-2021

Gujarat District wise Cotton Sowing

Gujarat Districtwise Cotton Sowing Till 06-September-2021			
Kutch	546	Saurashtra	15,577
Kutch	546	Surendranagar	3,337
		Rajkot	1,982
North Gujarat	1,947	Jamnagar	1,294
Banarsakantha	399	Porbandar	41
Patan	461	Junagadh	346
Mehsana	322	Amreli	3,019
Sabarkantha	423	Bhavnagar	2,211
Gandhinagar	204	Morbi	1,812
Aravali	138	Botad	1,382
		Gir Somnath	111
Middle Gujarat	2,958	Devbhumi Dwarka	42
Ahmedabad	975		
Anand	14	South Gujarat	1,484
Kheda	136	Surat	45
Panchmahal	126	Narmada	535
Dahod	3	Bharuch	796
Vadodara	749	Dang	0
Mahisagar	73	Navsari	0
Chota Udaipur	881	Valsad	0
		Tapi	109
TOTAL			22,512
TOTAL (Last Year)			22,771
All Figures in '00 Hectares			
Source :- Agriculture, Farmers Welfare and Co-operation Department Government of Gujarat			



GUJCOT TRADE ASSOCIATION

WEEKLY REPORT 11-Sep-2021

Global

US Weekly Export Sales

- Net UPLAND sales of 453,000 RB for 2021/2022 primarily for China (261,500 RB, including decreases of 100 RB), Pakistan (36,500 RB), Indonesia (30,500 RB, including decreases of 100 RB), Guatemala (28,400 RB), and Turkey (25,400 RB, including decreases of 300 RB), were offset by reductions for Japan (1,100 RB) and Bangladesh (200 RB).
- Total UPLAND net sales for 2022/2023 of 19,500 RB were for Guatemala.
- UPLAND Exports of 155,300 RB were primarily to Vietnam (48,600 RB), China (29,100 RB), Pakistan (16,600 RB), Mexico (16,000 RB), and Turkey (14,300 RB).
- Net sales of PIMA totaling 12,100 RB were primarily for India (5,500 RB, including decreases of 100 RB), Austria (2,600 RB), Honduras (2,200 RB), Pakistan (900 RB) and South Korea (700 RB).
- PIMA Exports of 12,000 RB were primarily to India (7,700 RB), Pakistan (2,200 RB), China (1,000 RB), Peru (400 RB), and Thailand (400 RB).

US Export Sales	02/Sep/2021
Marketing Year 2021-22	
Upland Gross Sales	4,55,900
Cancellation	2,900
Net Upland Sales	4,53,000
PIMA Gross Sales	12,200
Cancellation	100
Net PIMA Sales	12,100
Total Gross Sales	4,68,100
Total Cancellation	3,000
Total Net Sales	4,65,100
Shipments	
UPLAND	1,55,300
PIMA	12,000
Total Shipment	1,67,300
Marketing Year 2022-23	
Net Upland Sales	19,500
Net PIMA Sales	0
Total Net Sales	19,500
All Figures in US Running Bale	



GUJCOT TRADE ASSOCIATION

WEEKLY REPORT 11-Sep-2021

Gujarat Spot Rate Weekly Changes						
Variety	Staple Length	Mic.	28-08-21	04-09-21	Change	Change (in Per.)
					W/W	W/W
Shankar 6	29 mm	3.8	55,900	55,700	-200	-0.36%
V-797	13 % Trash		34,500	34,400	34,050	-350
MCX Spot Rate			26,920	26,730	26,730	26,600
USD-INR Exchange			73.68	73.01	73.01	73.50

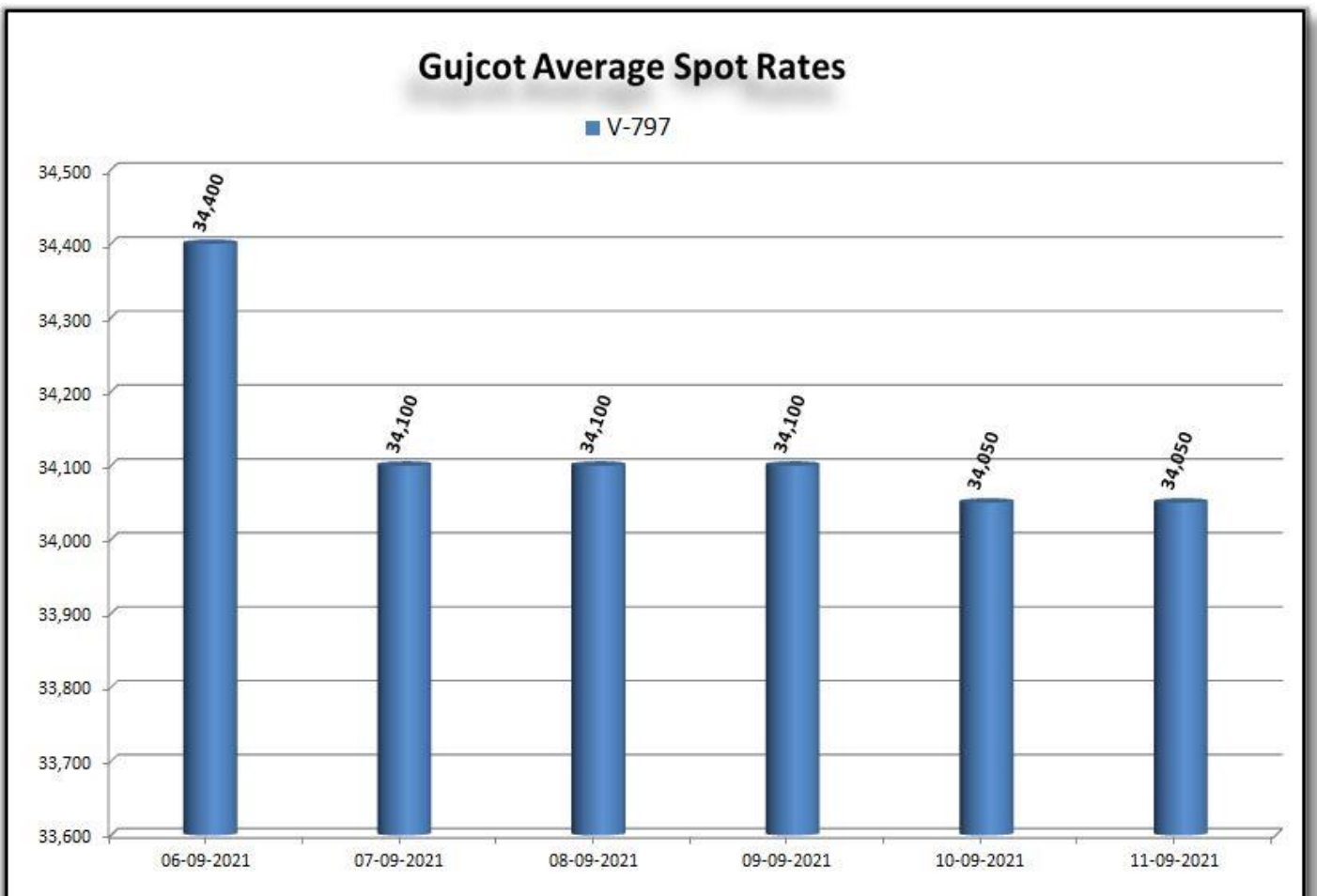
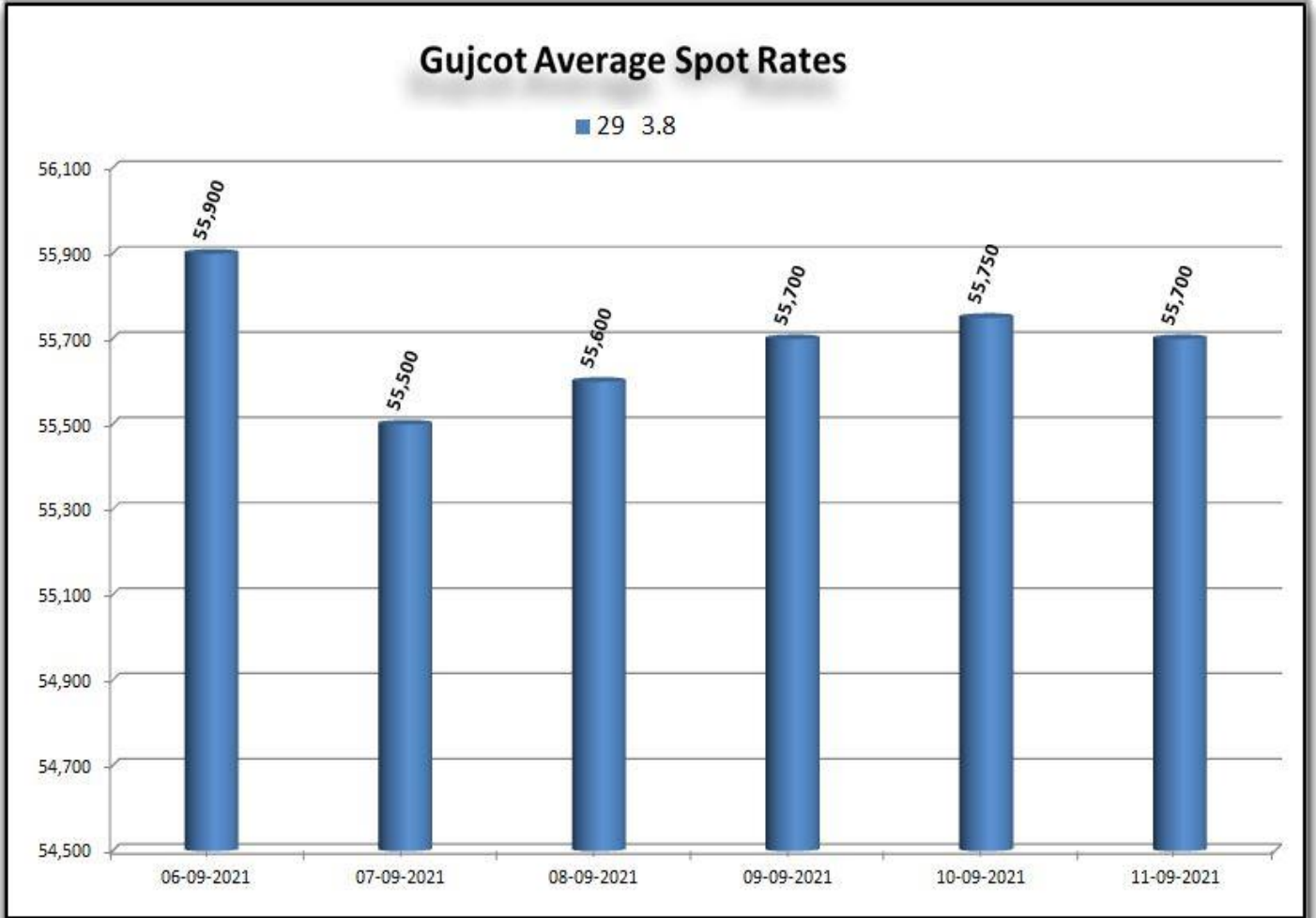
Average Rate of Last week					
Variety	Staple Length	Mic.	Price Range		Average Of 6 Days
			Low	High	
Shankar 6	29	3.8	55,500	55,900	55,962
Shankar 6	28.5	3.7	No Quote	No Quote	No Quote
Shankar 6	28	3.6	No Quote	No Quote	No Quote
Shankar 6	27	3.2	No Quote	No Quote	No Quote
Shankar 6	26	3.0	No Quote	No Quote	No Quote
V-797	13% Trash		34,050	34,400	34,133
MCX Spot Rate			26,590	26,730	26,628
USD Exchange Rate			73.01	73.60	73.42

Rate Of Last Week				
Date	29 3.8	V-797	MCX Spot Rate	USD-INR Exchange
06-09-2021	55,900	34,400	26,730	73.01
07-09-2021	55,500	34,100	26,650	73.42
08-09-2021	55,600	34,100	26,590	73.60
09-09-2021	55,700	34,100	26,600	73.50
10-09-2021	55,750	34,050	26,600	73.50
11-09-2021	55,700	34,050	26,600	73.50



GUJCOT TRADE ASSOCIATION

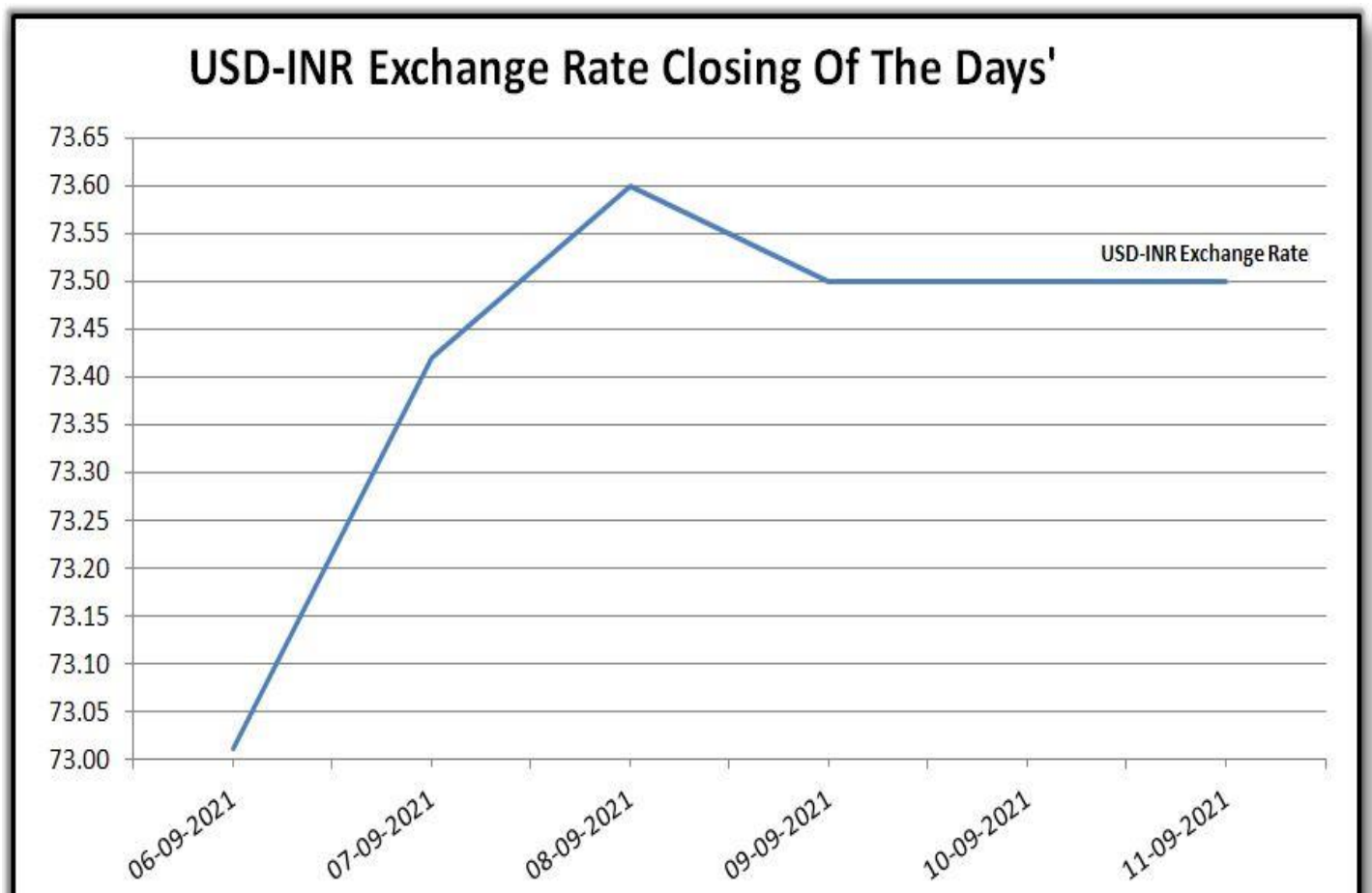
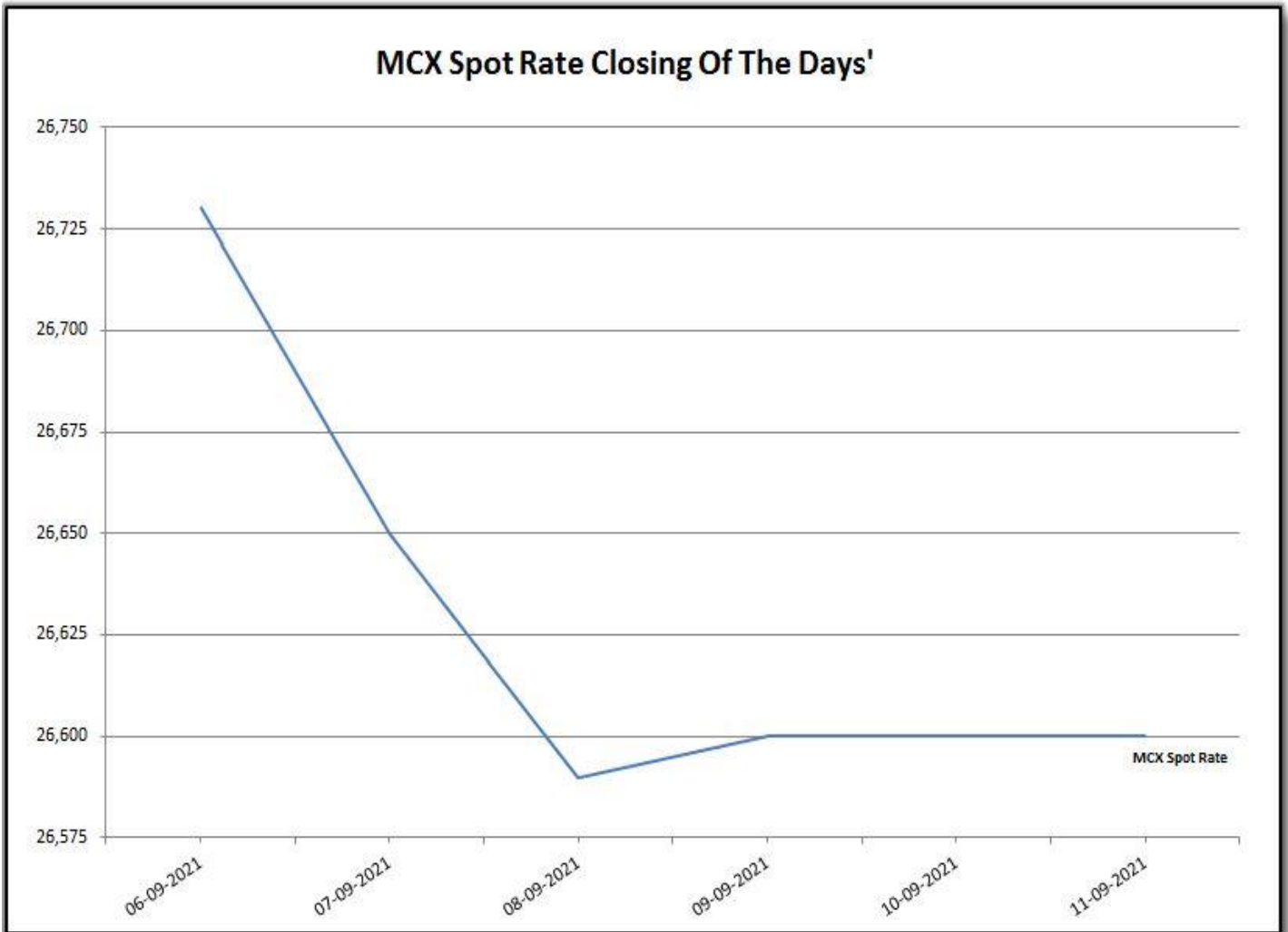
WEEKLY REPORT 11-Sep-2021





GUJCOT TRADE ASSOCIATION

WEEKLY REPORT 11-Sep-2021

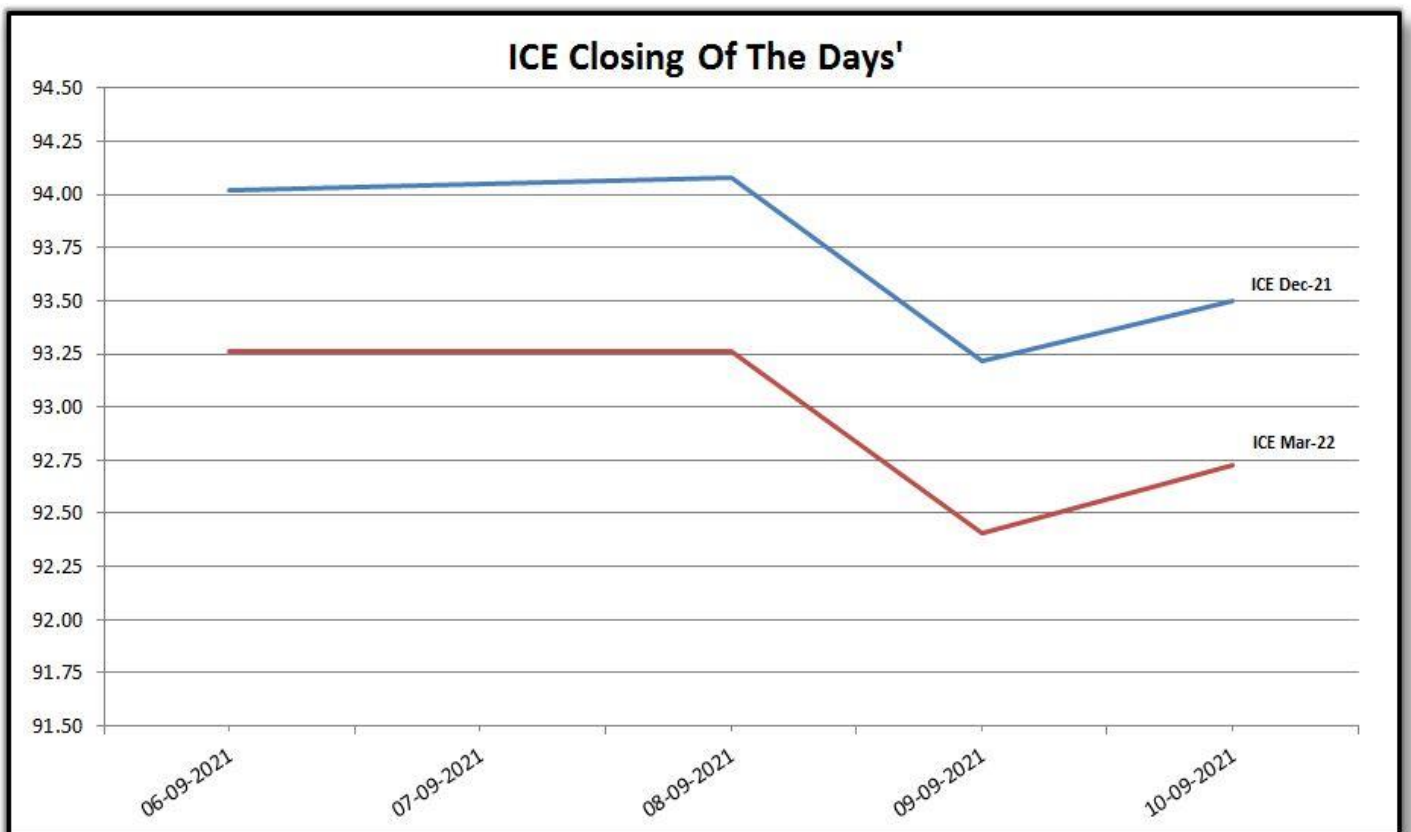
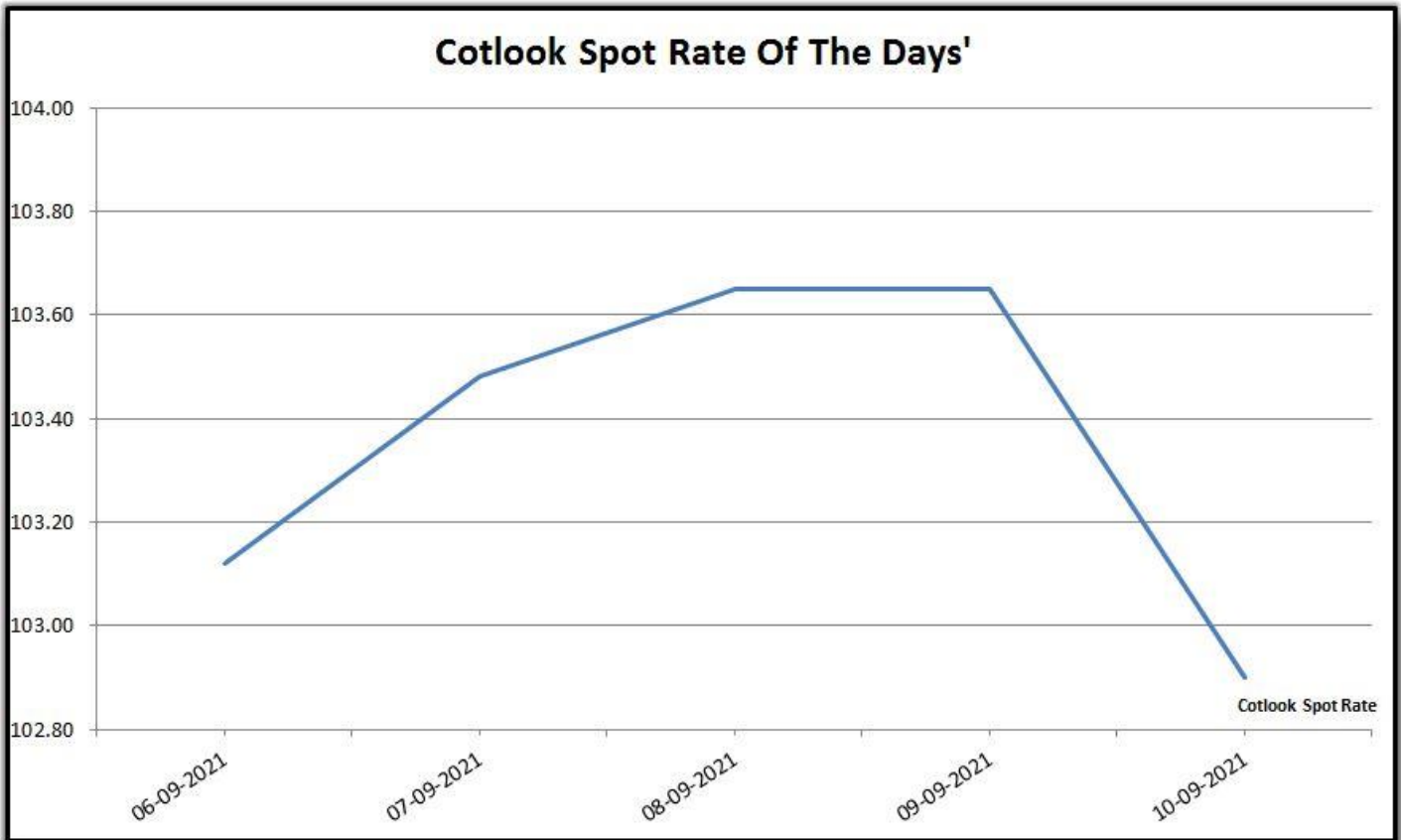




GUJCOT TRADE ASSOCIATION

WEEKLY REPORT 11-Sep-2021

Foreign Indices			
Date	Cotlook	ICE	
	Spot Rate	Dec-21	Mar-22
06-09-2021	103.12	94.02	93.26
07-09-2021	103.48	94.05	93.26
08-09-2021	103.65	94.08	93.26
09-09-2021	103.65	93.22	92.41
10-09-2021		93.50	92.73





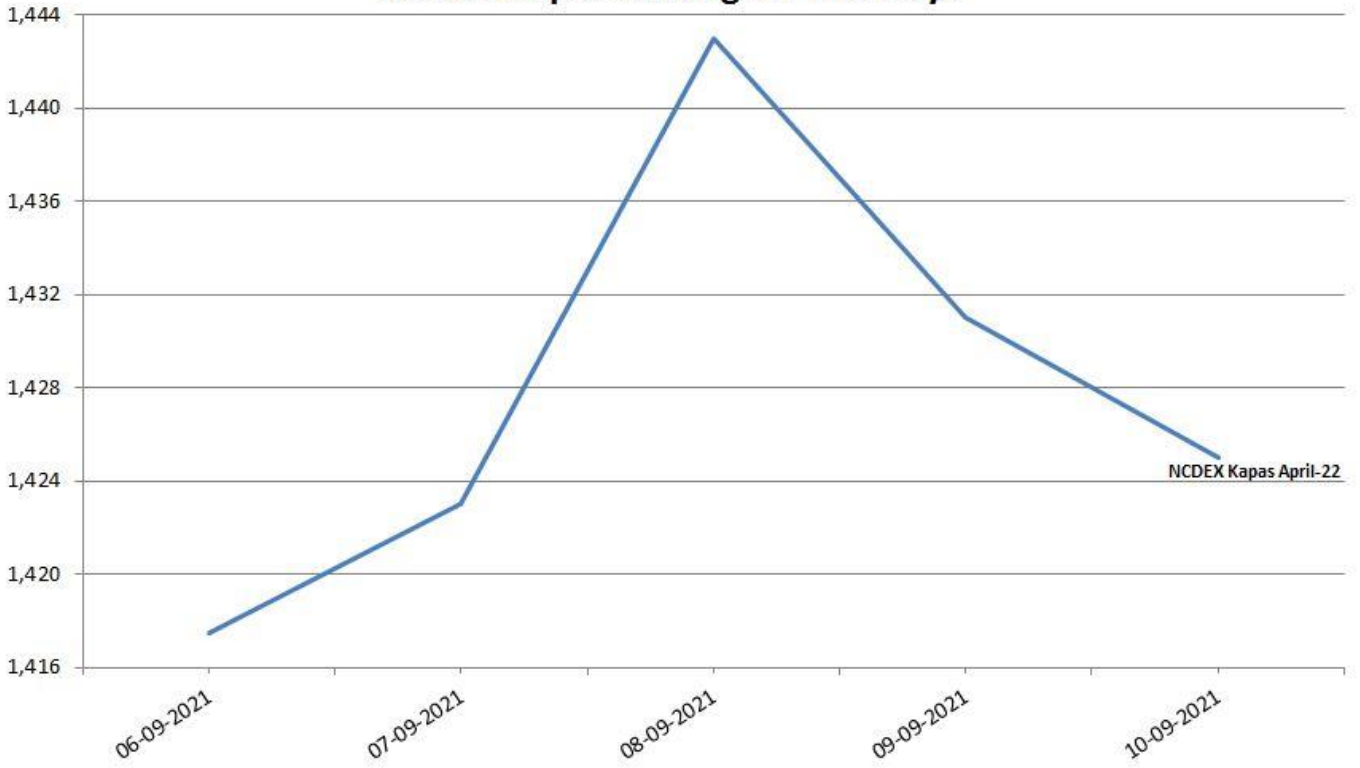
GUJCOT TRADE ASSOCIATION

WEEKLY REPORT 11-Sep-2021

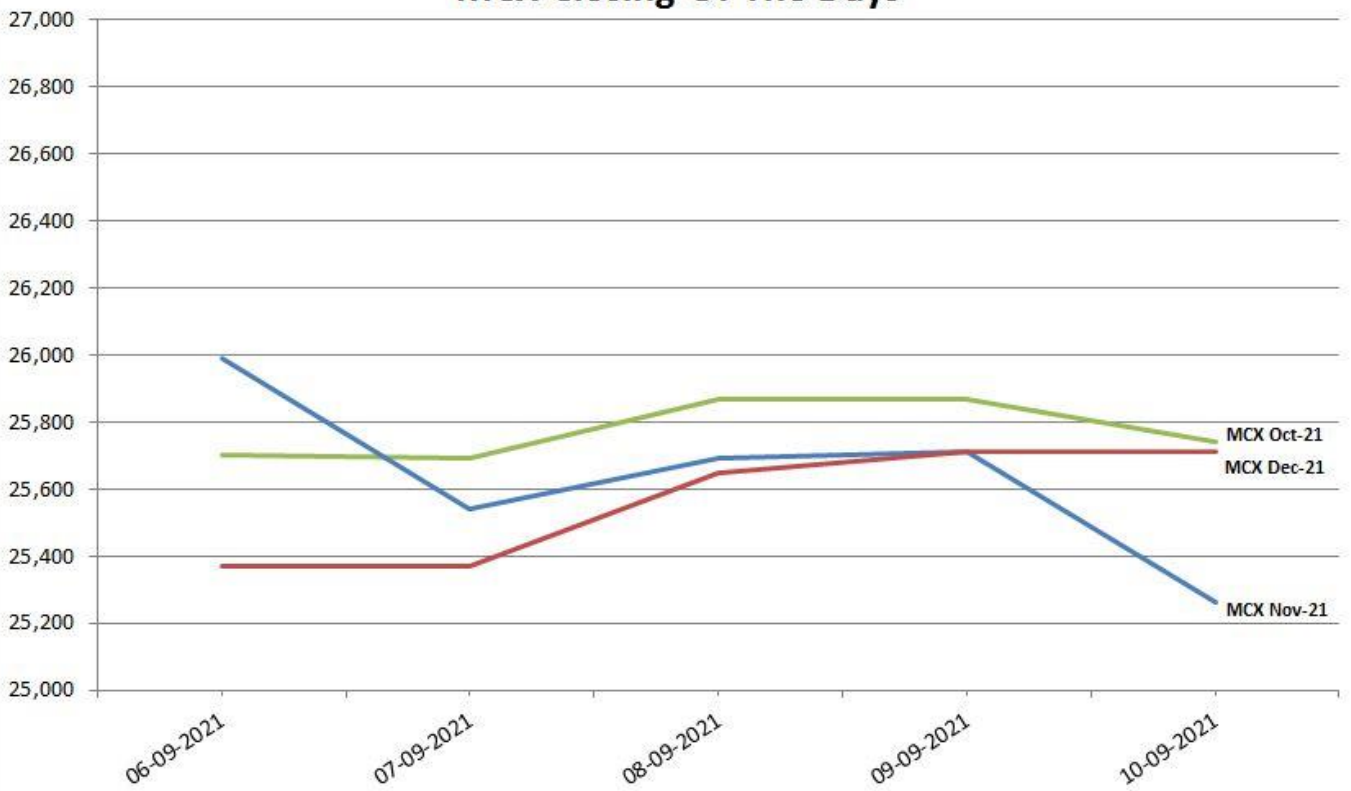
Indian Indices

Date	NCDEX Kapas	MCX		
	April	Aug-21	Oct-21	Nov-21
06-09-2021	1417.50	25,700	25,990	25,370
07-09-2021	1423.00	25,690	25,540	25,370
08-09-2021	1443.00	25,870	25,690	25,650
09-09-2021	1431.00	25,870	25,710	25,710
10-09-2021	1425.00	25,740	25,260	25,710

NCDEX Kapas Closing Of The Days'



MCX Closing Of The Days'





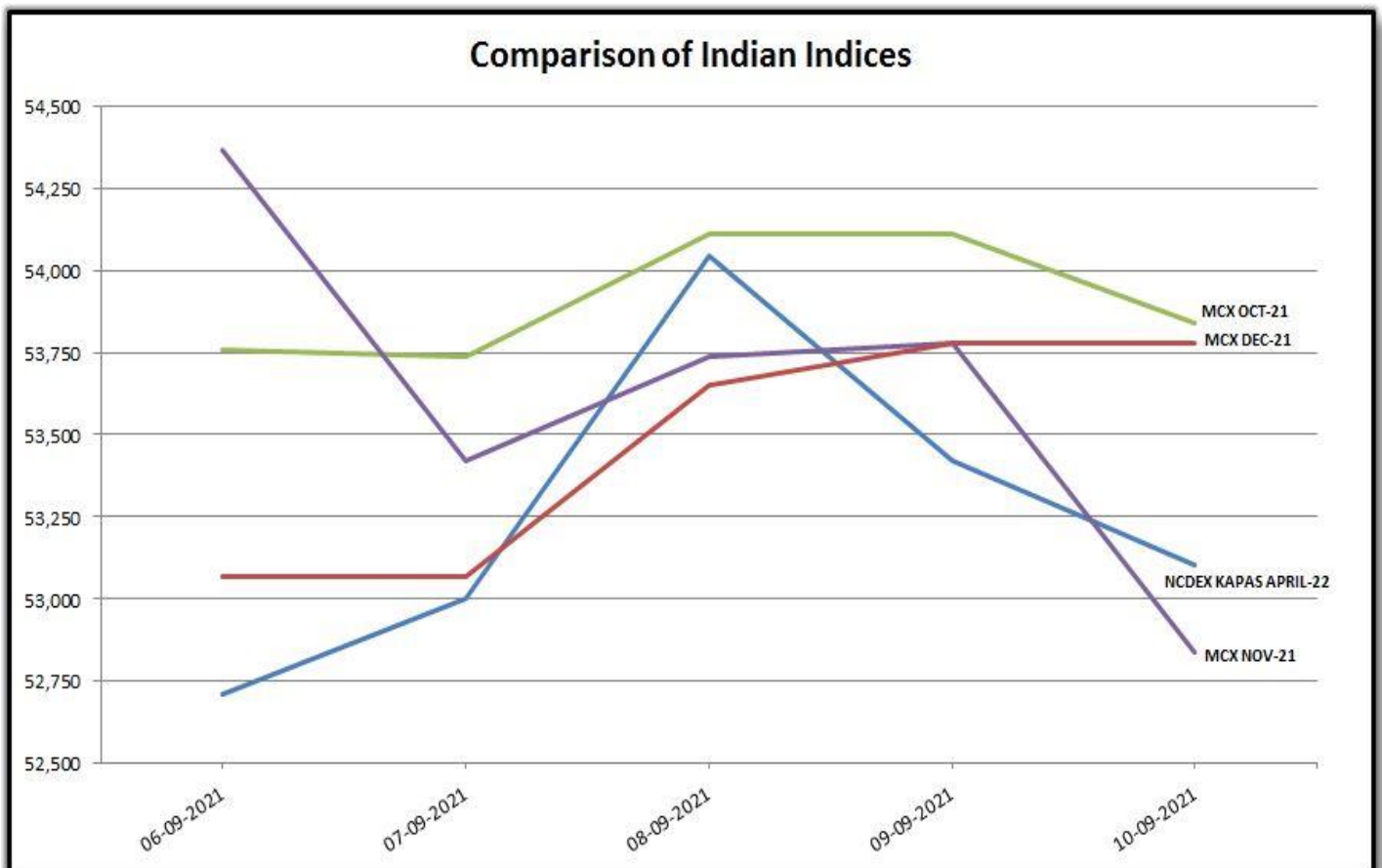
GUJCOT TRADE ASSOCIATION

WEEKLY REPORT 11-Sep-2021

Indian Indices in Candy Rate

Date	NCDEX Kapas	MCX		
	April	Aug-21	Oct-21	Nov-21
06-09-2021	52,712	53,757	54,363	53,066
07-09-2021	53,000	53,736	53,422	53,066
08-09-2021	54,046	54,112	53,736	53,652
09-09-2021	53,418	54,112	53,778	53,778
10-09-2021	53,105	53,840	52,836	53,778

Remark :- For NCDEX Kapas we have taken seed rate 700/20 Kg to convert in Candy.

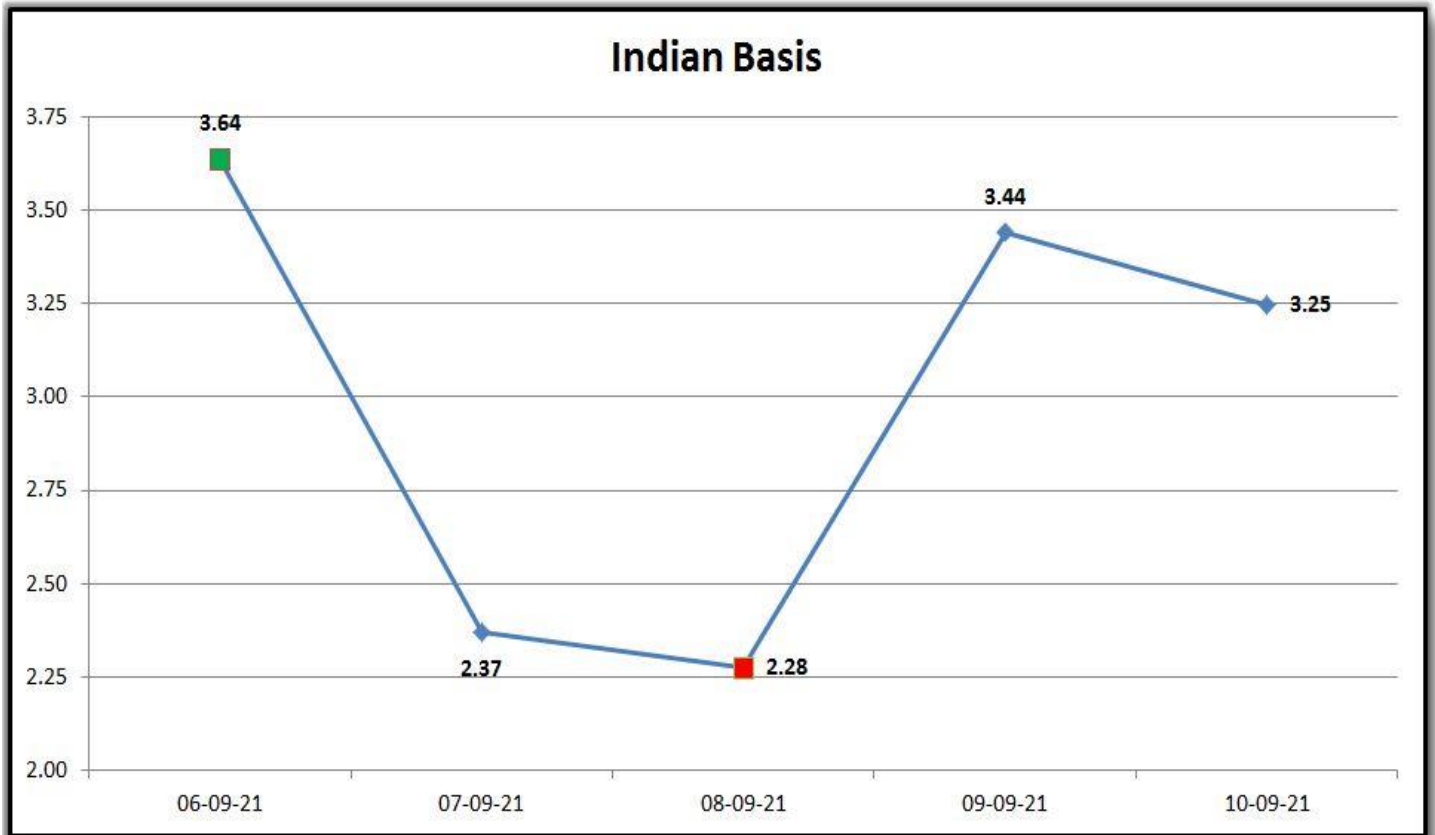




GUJCOT TRADE ASSOCIATION

WEEKLY REPORT 11-Sep-2021

Indian Basis					
DATE	29 MM	USD-INR	CENTS/LB	ICE DEC	BASIS
06-09-21	55,900	73.01	97.66	94.02	3.64
07-09-21	55,500	73.42	96.42	94.05	2.37
08-09-21	55,600	73.60	96.36	94.08	2.28
09-09-21	55,700	73.50	96.66	93.22	3.44
10-09-21	55,750	73.50	96.75	93.50	3.25





GUJCOT TRADE ASSOCIATION

WEEKLY REPORT 11-Sep-2021

IN THE WEEK AHEAD

- Friday at 2:30 p.m. Central – Commitments of Traders
- Monday at 3:00 p.m. Central – Crop Progress and Condition
- Thursday at 7:30 a.m. Central – Export Sales Report
- Thursday at 11:00 a.m. Central – WASDE
- Thursday at 11:00 a.m. Central – Crop Production
- Thursday at 2:30 p.m. Central – Cotton-On-Call

One stop solution for all cotton related reports and information.

Visit <https://www.gujcot.com>. It's updated every day in real time.

You can view

- Gujarat Daily Spot Rate at 5:30 pm and Historical Data
- Gujarat Latest Pressing Report and Historical Data
- Daily Weather Report
- Cotton Advisory Board Balance sheet and Area, Production, Yield reports from cotton season 1991-1992 to 2017-2018 estimate available from Menu->Reports
- All Historical Gujcot Weekly Reports Menu->Reports
- All India Cotton Sowing data
- Gujarat Cotton Sowing District wise Report
- US Export Sales Report
- US Crop Progress Report
- China Cotton Auction Update
- International Cotton Indices and Spot Rates.
- USDA WASDE Report
- ICE Cotton On Call Report
- And All other National & International reports and upcoming events

Report Sponsors:

Click on Sponsor's Logo to visit Sponsor's Website



Axita Cotton Limited

Report prepared by

Milan Rajpara

Manager

Gujcot Trade Association